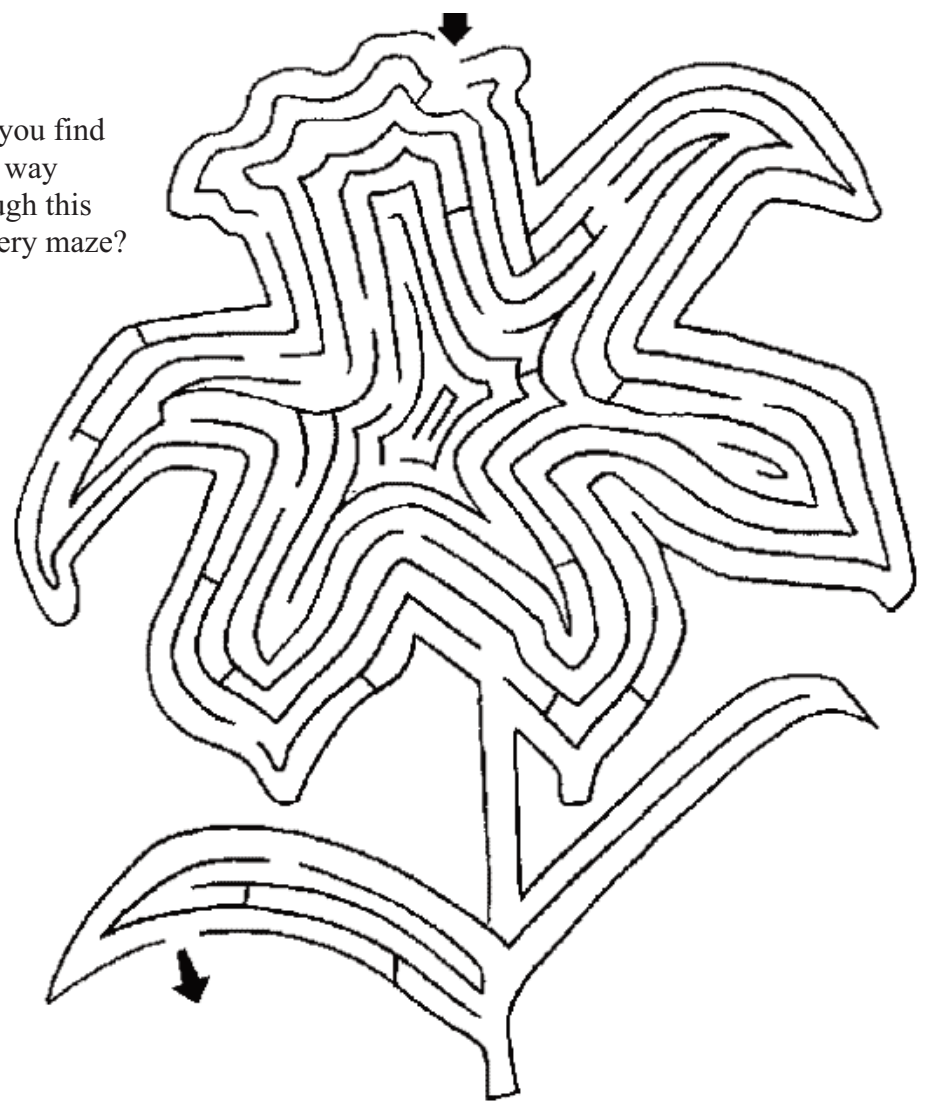


# SPRING FAMILY FUN PAGE

Can you find your way through this flowery maze?




## Homemade Greenhouse

### What You Need:

- Clear 2-liter soda bottle
- Small flowerpot
- Potting soil
- Seeds
- Saucer
- Marker
- Craft stick

### What to Do:

1. Remove the label then cut the top from a clear 2-liter soda bottle just before it starts to curve.
2. Find a flowerpot will fit inside the dome. Fill the pot with potting soil and plant the seeds following the directions



on the packet.

3. Place the pot on a saucer to catch the water.
  4. Write what seeds you planted on the craft stick with a marker.
  5. Slip the dome over the pot.
  6. Water the soil when it looks dry.
- Tips:**  
Some good seed choices are herbs, cat grass or catnip. They start to grow quickly, grow well and are easy to maintain. When it warms up, they can be transplanted outside.

## Just Joking Around ... For Spring

**Can February March?**

No, but April May.

**What flowers grow on faces?**

Tulips!

**When do monkeys fall from the sky?**

During Ape-ril showers!




**Why is the letter A like a flower?**

A B(ee) comes after it.

## Spring is Here Word Search

Find these words about spring in the puzzle below.



- |          |           |          |          |
|----------|-----------|----------|----------|
| APRIL    | BUTTERFLY | FLOWERS  | SHOWERS  |
| BASEBALL | DAFFODIL  | KITE     | SPRING   |
| BIRD     | DUCKLINGS | PUDDLES  | TULIP    |
| BUDS     | EASTER    | RAIN     | UMBRELLA |
| BUNNIES  | EWE       | RAINBOWS | WINDY    |